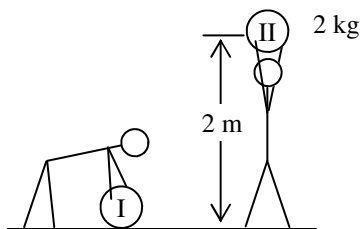


PreAP Energy 5

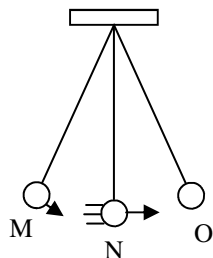


1. Once again, Slim Jim helps us by lifting an object. Thanks, Jim!

Obviously the object is moving up so that d is a + value.

- * Since Jim's force is +, is this + or - W done by Jim?
- * Since gravity pulls down, is W_{gravity} + or -?
- Is the change of potential energy (ΔPE or ΔU) + or -?
- * So if W_{gravity} were +, the ΔU would be: + or -?
- Calculate the work done by gravity on the object.

(College textbooks use U for PE, K for KE, and E for total energy.) Whenever there is potential energy, the ΔU always = $-W$ done by the force that gives the potential energy. The force only does + W when it gives K . When an object falls, ΔU is -, ΔW is +, and ΔK is +. This is true for gravity and for springs. So, $\Delta U_{\text{gravitational}} = -W_{\text{gravity}}$ and $\Delta U_{\text{elastic}} = -W_{\text{spring}}$

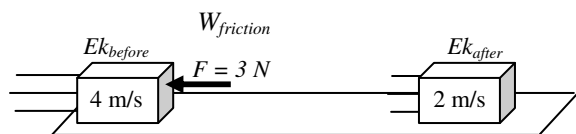
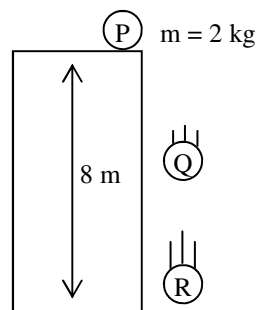


2. Use the pendulum at the left to answer the following.

- What kind of energy does it have at M?
- What kind of energy does it have at N?
- If it has 100 J of energy at M, how much energy does it have at N?
- How does the total energy change as the pendulum swings?

3. Use the diagram at the right to answer the following.

- Calculate the object's energy at the top.
- How much kinetic energy does it have at the bottom?
- How much potential energy does it have half way down?
- Calculate its velocity just before it hits the ground.



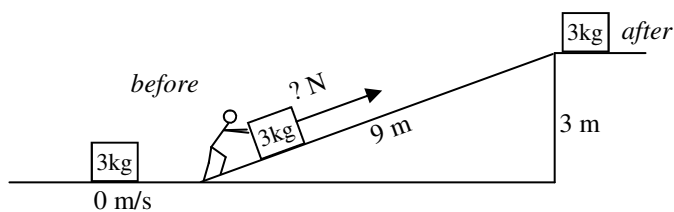
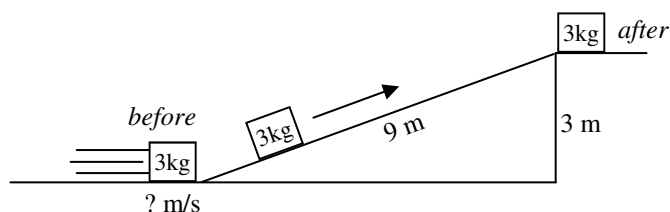
$$\Sigma E_{\text{before}} \pm W = \Sigma E_{\text{after}}$$

4. * A 6 kg object is moving 4 m/s to the right. A 3N force slows the object down to 2 m/s.

- Write the Conservation of Energy formula under the diagram.
- Calculate the distance that the force acted on the object.

5. To simplify our discussion, let's assume the ramp is frictionless, but that Slim Jim can still apply a force.

- Calculate the energy of the object at the top of each ramp.
- In which example (left or right) is work done?



C. *Use the same process as above to calculate the velocity of the object at the bottom of the left ramp.

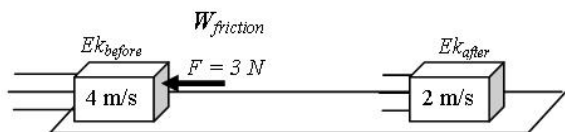
D. *Calculate the magnitude of Jim's force as he pushes

PreAP Energy 5—p2

1A: + (adds E to the object)

1B: - (imagine an object rolling up a hill, it slows down because gravity does - W, slowing the object)

1D: - (so the object is losing PE and gaining KE)



$$\begin{aligned} \Sigma E_{\text{before}} \pm W &= \Sigma E_{\text{after}} \\ \frac{1}{2}mv^2 - Fd &= \frac{1}{2}mv^2 \\ \frac{1}{2}(6)4^2 - 3(d) &= \frac{1}{2}6(2)^2 \end{aligned}$$

4. * A 6 kg object is moving 4 m/s to the right. A 3N force slows the object down to 2 m/s.

A. Write the Conservation of Energy formula under the diagram.

B. Calculate the distance that the force acted on the object.

$$\begin{aligned} 3(16) - 3d &= 3(4) \quad \text{div by 3} \\ 16 - d &= 4 \\ 16 - 4 &= 12 \text{ m} \end{aligned}$$

Q5C: 7.75 m/s Q5D: 10 N

Q7E: 130.6 N/m