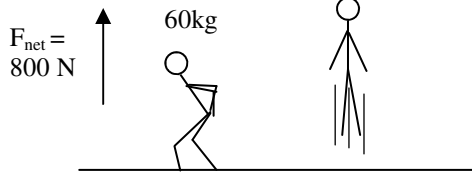
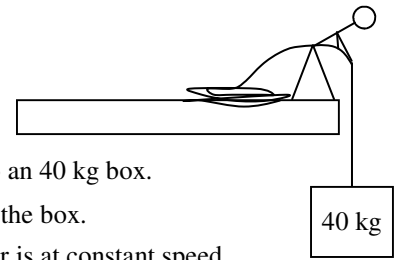
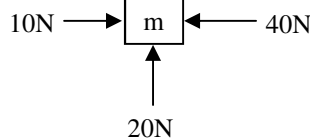
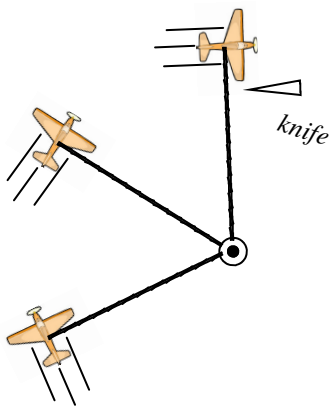


2012 PreAP Forces 8



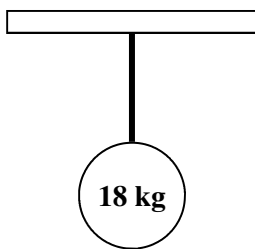
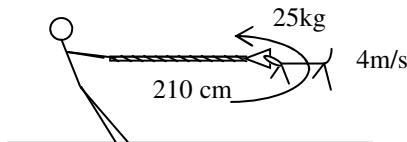
1. * In jubilation, Slim Jim jumps straight up into the air. His **net force** is 800 N.
 - A. What is his weight?
 - B. What must be the force of Jim on the floor?
 - C. What is his acceleration?

2. Slim Jim has a rope attached to an 40 kg box.
 - A. Draw a force diagram for the box.
 - B. If the box is not moving or is at constant speed,
 - i. what is it's acceleration?
 - ii. what is the tension in the rope?
 - C. Which is bigger: Jim pulling on the rope or the rope pulling on Jim?
 - D. * If Slim Jim pulls the object up with an acceleration of 2.5 m/s^2 , find the tension in the rope.



3. The diagram shows three forces are acting on an object. We are looking down on it.
 - A. Draw and label the direction of the net force.
 - B. Draw and label the direction of the acceleration.
 - C. Which way is the object moving?

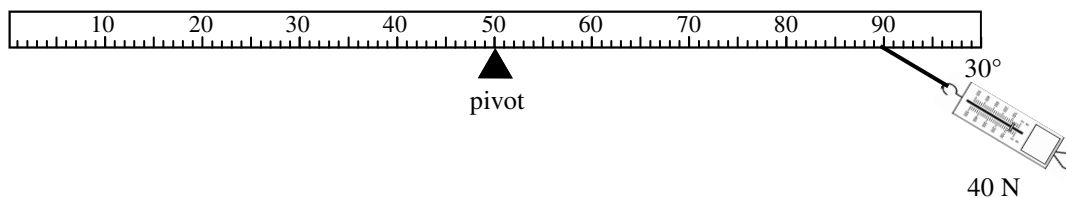
4. A toy plane attached to a rope is flying in a circle around a pole.
 - A. What force is holding onto the plane?
 - B. For each position draw and label the direction of the plane's velocity and acceleration.
 - C. What kind of acceleration is this?
 - D. At one point a knife cuts the rope. Draw the path that the plane will follow after the rope is cut.
5. Slim Jim's dog Bim has an amazing bite force. While biting onto a rope, Jim twirls him around in a circle. The dog is moving at constant speed around Jim.
 - A. * Since $a_{\text{centripetal}} = v^2/r$, calculate the Bim's acceleration.
 - B. What force provides this acceleration?
 - C. Now that you have the acceleration, calculate the force keeping Bim in the circle (this is the tension in the rope).



6. An 18 kg object is suspended by a rope.
 - A. What is the acceleration of the object?
 - B. What is the tension in the rope?

7. * An apple is has a mass of about 200 g. Calculate its weight.

1000 g = 1 kg = 2.2 pounds (lbs). And, obviously, the weight of 1 kg = 10 N. But what is a newton? Let's find out.
8. Imagine a person of 150 lbs.
 - A. Convert this to kilograms.
 - B. Convert this to Newtons.



9. A 40 N force pulls on a lever as shown above.
 A. * What is the distance from the pivot in meters?
 B. Using the given equation, calculate the torque on the lever.

Torque

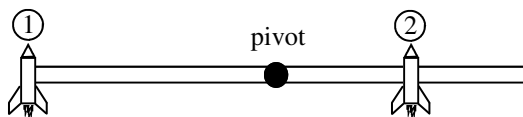
Force (in N)

↓

Torque (in Nm) → $\tau = Fd\sin\theta$ ← Angle between force and the lever (in °)

↙

Distance from pivot to where the force is attached (in m)



10. Two small rockets are attached to a pivoting rod. Rocket 2 is closer to the pivot than rocket 1.
- When only rocket 1 is on (rocket 2 is off), does the rod pivot clockwise (CW) or counterclockwise (CCW)?
 - When only rocket 2 is on, what is the direction of the rod's motion: CW or CCW?
 - Which rocket will provide more torque (assuming they have equal thrust [equal force])?
 - If the rod starts at rest and the rockets are turned on at the same time, which way does the rod turn: CW or CCW?

1) 13.3 m/s^2 Hint: never add to a net force. By definition $F_{\text{net}} =$ all of the forces added up already.

2D) 500 N

5A) 7.6 m/s^2 Remember if in a circle at constant speed, $a_{\text{centripetal}} = v^2/r$

7) $200\text{g} = 0.2 \text{ kg}$ $F_w = 0.2(10) = 2 \text{ N}$

9) * $40 \text{ cm} = 0.4 \text{ m}$